


PIXEL PERFECT

A technique class
by Melissa Marginet
©2020



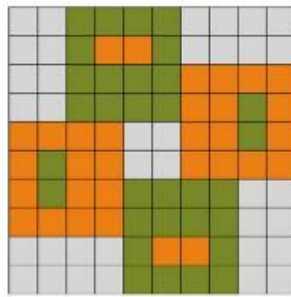
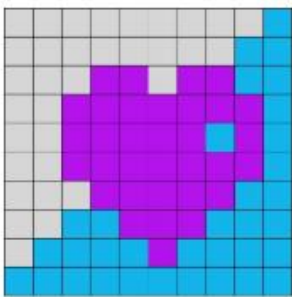


& Custom Edge-to-Edge Walking Foot Quilting

I am happy to have you join me in this two-part class.

Day 1 – Pixel Perfect - You will create a simple pixel quilt with solid fabrics while learning several techniques that will help you piece your quilts more quickly and produce accurate intersections. You will also pin baste your quilt to prepare it for quilting by using my technique to keep seams laying the right direction.

Day 2 – Custom Edge-to-Edge Walking Foot Quilting - I came up with this technique because of my dislike for burying threads. By quilting from edge-to-edge, unless your bobbin runs out or your thread breaks, you will not have to bury any threads. But quilting from edge-to-edge doesn't mean you are limited to straight lines or following the same pattern throughout the quilt. In Day 2 you will plan your design and quilt your quilt with minimal marking. You will be using 12wt thread so the quilting will create not only texture, but design on your fabric.



Please choose one of the simple three-colour quilt designs above and prepare the following supplies with it in mind. If you would like to see other design possibilities, please email me. If you wish to create your own 10 x 10 design, please email a sketch to me at marginet@live.ca at least a week prior to the class.

MELISSA MARGINET

Box 361, Beausejour, MB R0E 0C0

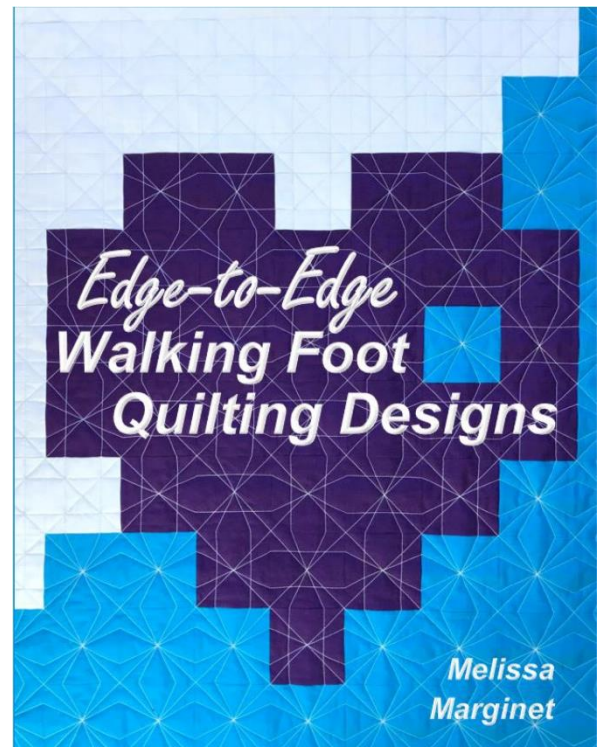
Email: marginet@live.ca Website: www.melissamarginet.ca

Required supplies:

It is important to use solid fabrics or ones that read solid. DO NOT USE prints. (You are not restricted to the colours above. Choose colours you love.)

- 1 m of grey or neutral fabric for background and binding - .6 m each of two coordinating feature fabrics
- 1.2 m solid fabric for backing (can be the same colour as one of your other fabrics)
- 44" x 44" low loft batting
- 1 large spool (1000+ metres) of 40wt or 50wt thread the same colour as the background fabric.
- 1 large spool (325 metres) of 12wt thread that matches your background fabric colour.
- 200 basting pins
- Sewing machine in good working order and basic sewing supplies
- Walking foot
- Quilting gloves
- 100/16 or 90/14 machine needles
- Iron, Ironing board
- Your favourite marking pen or pencil
- Rotary cutter, mat, long ruler (3" x 18" or larger)
- Edge-to-Edge Walking Foot Quilting Designs by Melissa Marginet

If you have any questions, please feel free to contact me.



MELISSA MARGINET

Box 361, Beausejour, MB R0E 0C0

Email: marginet@live.ca Website: www.melissamarginet.ca